
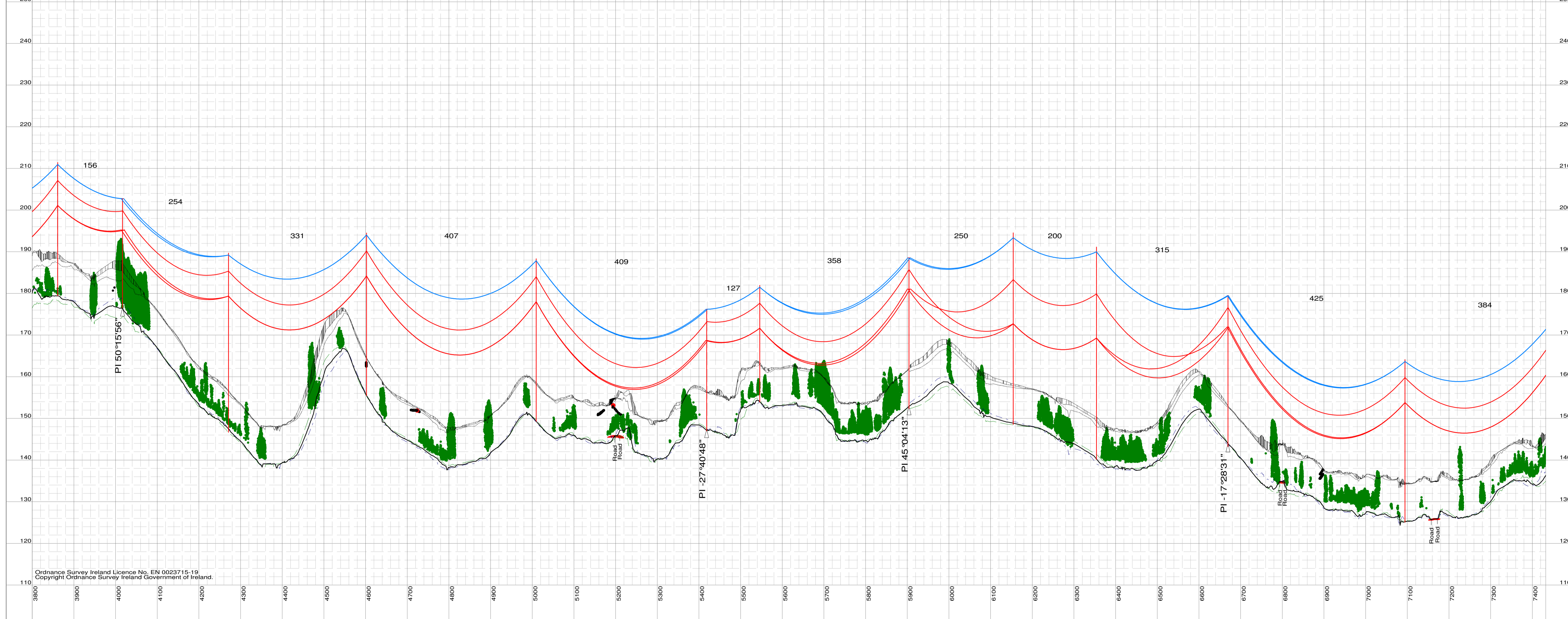
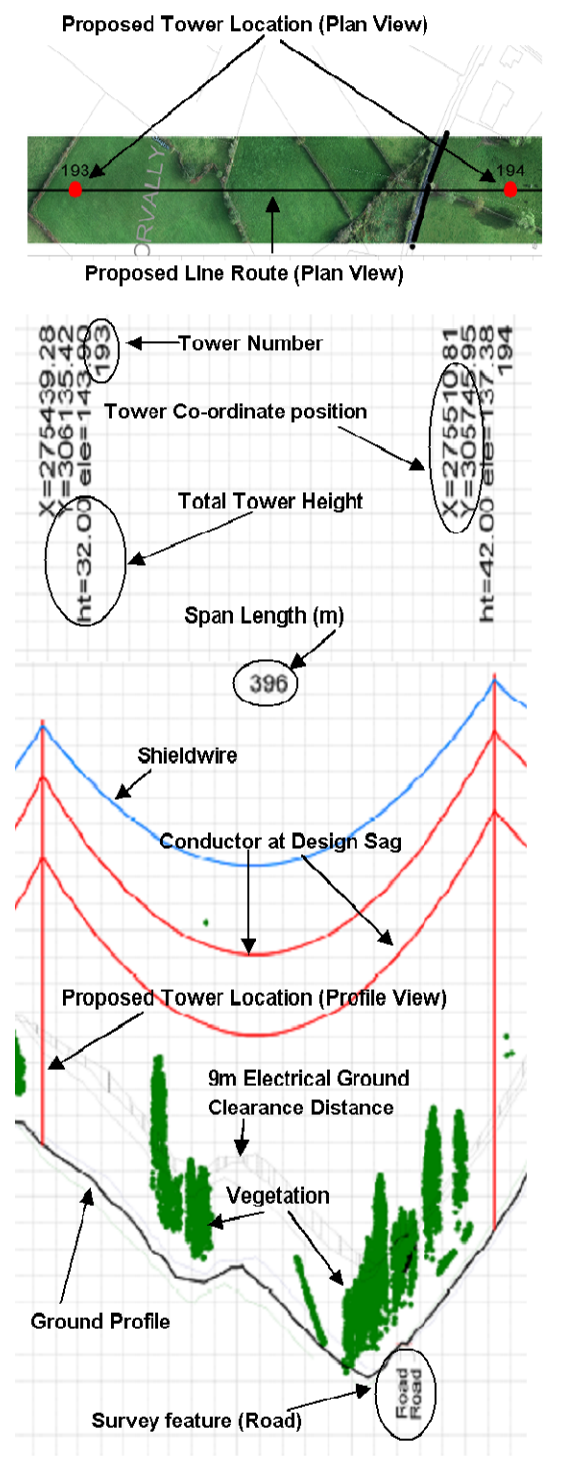


LIDAR data flown in October 2013



111 X=280384.55 Y=32710.28 ele=179.418	112 X=280338.62 Y=32695.99 ele=176.593	113 X=280103.75 Y=326856.03 ht=43.0 ele=147.467	114 X=27979.81 Y=32611.89 ht=49.0 ele=155.490	115 X=27842.75 Y=32641.89 ht=39.0 ele=149.309	116 X=27804.00 Y=32604.50 ht=36.2 ele=147.375	117 X=278962.13 Y=326316.88 ht=28.0 ele=153.949	118 X=278733.40 Y=326041.50 ht=36.2 ele=152.905	119 X=278484.29 Y=326018.97 ht=45.98 ele=148.858	120 X=278285.30 Y=326006.97 ht=40.39 ele=140.249	121 X=277971.12 Y=325972.56 ht=36.2 ele=143.963	122 X=277578.92 Y=325808.96 ht=36.2 ele=125.166
---	---	---	---	---	---	---	---	--	--	---	---

Drawing Key



Notes:  
Figured Dimensions only to be taken from this drawing.  
All levels relate to Ordnance Survey Datum at Main Head

Ordnance Survey Ireland Licence No. EN 0023715-19  
Copyright Ordnance Survey Ireland Government of Ireland.

COPYRIGHT © INTERNATIONAL LIMITED  
All rights reserved. No part of this work may be modified or reproduced or copied in any form or by means - graphic, electronic or mechanical, including photocopying, recording, taping or information and retrieval system, or used for any purpose other than its designated purpose, without the written permission of ESB International limited.

ESB International  
18/21 Stephen Court, St Stephen's Green, Dublin 2  
Tel: 353 1 703 8000 Email: marketing@esbi.ie Web: www.esbi.ie  
ESB International is a trading name of ESBI Engineering & Facility Management Ltd  
Registered Office: as above Registered in Ireland No. 155249

PURPOSE OF ISSUE:  
Preliminary unless indicated

For Information  Planning

Client Approval  Revised

ESB Legal Services  Tender

Construction  As-Built Drawing

CLIENT:  
**EirGrid**

PROJECT:  
**North South 400kV Interconnection Development**

CLIENT:  
**Cavan Monaghan Study Area (CMSA) Proposed Line Route Design**  
**Plan & Profile**

DRAWN: <b>S.O.</b>	PRODUCED: <b>S.O.</b>	VERIFIED: <b>N.L.</b>	APPROVED: <b>B.G.</b>	APP DATE: <b>May 15</b>
CLIENT REF: (Planning Drawing Reference) <b>MT - 005-02</b>			No. of Sheets: <b>2/32</b>	SIZE: <b>A1</b>
DRAWING NUMBER: <b>PE687 - D141 - 132 - 02 - 007</b>			SCALE: <b>V: 1:500 H: 1:5000</b>	SHEET REV